

BRAÇO SUPREMA 810MM LIMITADOR (BRA725)



CARACTERÍSTICAS

CODIFICAÇÃO		
COR	CÓDIGO	CATÁLOGO
BCO	9102155	BRASUP810LIMBCO
PTF	9102158	BRASUP810LIMPTF

OBSERVAÇÕES

- ALTURA MÁXIMA DA FOLHA: 1500mm;
- LARGURA MÁXIMA DA FOLHA: 1000mm;
- PESO MÁXIMA DA FOLHA: 22kg;
- ESPESSURA DO VIDRO: 6mm.

COMPOSIÇÃO/CARACTERÍSTICAS:

- ESTRUTURA E REBITES: ALUMÍNIO;
- CARRINHO DESLIZANTE E BOTÃO: POLÍMERO;
- PARAFUSOS: AÇO INOX.

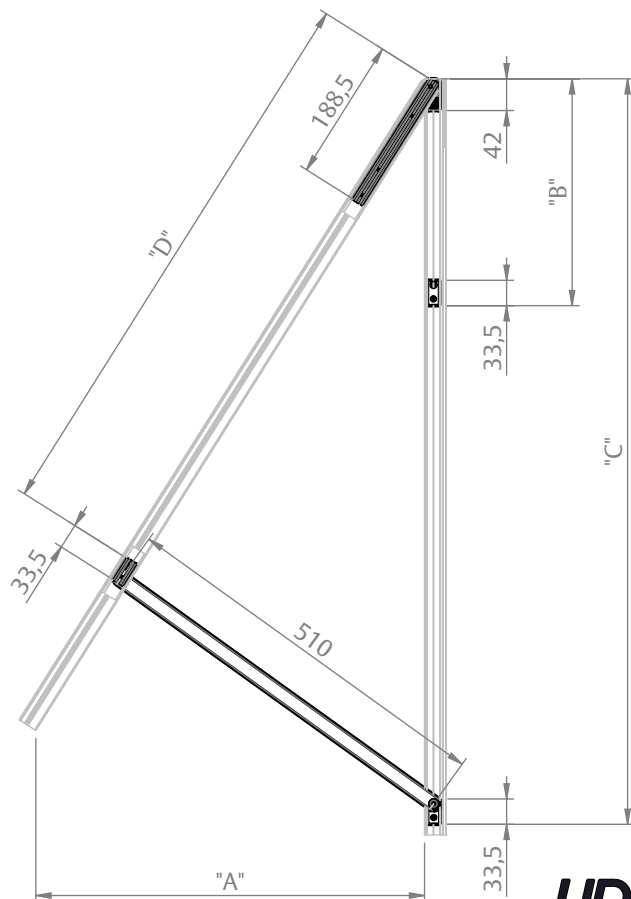
RECOMENDAÇÕES DE ABERTURA			
A	B	C	D
550	200	1240	650
650	250		
750	300	1330	750
500	200		
570	250		
650	300	1150	560
620	200		
720	250		
820	300		

APLICAÇÃO



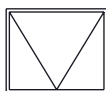
ESCALA 1 : 10

DIMENSÕES



ESCALA 1 : 10

MAXIM-AR

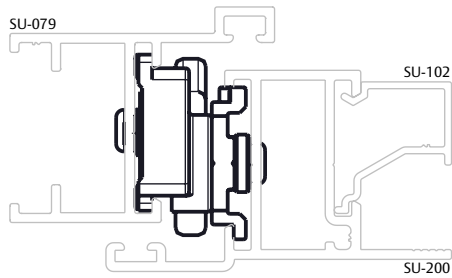


UDINESE
ASSA ABLOY

BRAÇO SUPREMA 810MM LIMITADOR (BRA725)

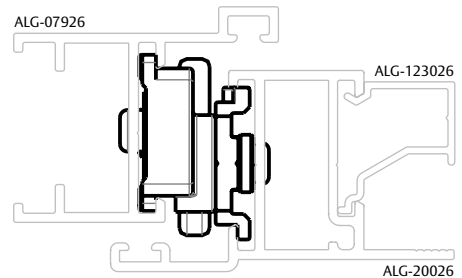
APLICAÇÕES

SUPREMA (HYDRO)



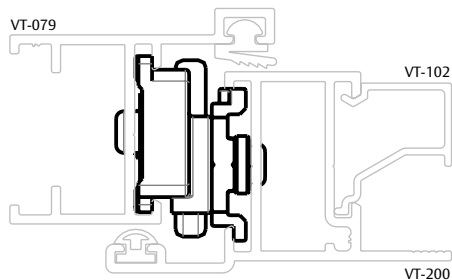
ESCALA 1 : 1

ABSOLUTA (CDA)



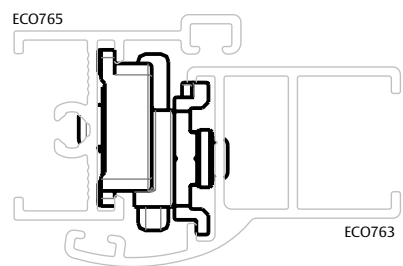
ESCALA 1 : 1

ECOLINE 2.5 (PERFIL ALUMÍNIO)



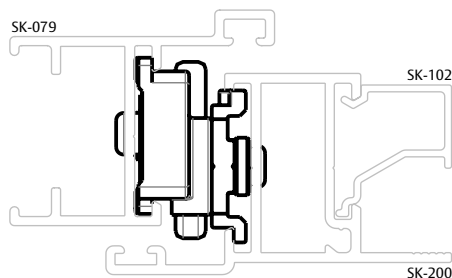
ESCALA 1 : 1

UNNION (PERFIL ALUMÍNIO)



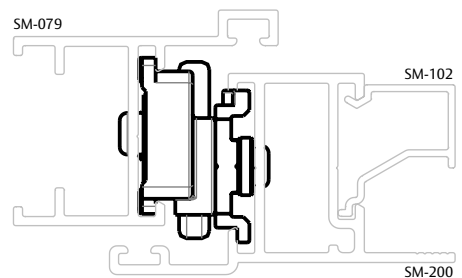
ESCALA 1 : 1

AGLO 2.5 (OLGA COLOR)



ESCALA 1 : 1

PRIME 2.5 (ALUPRIME)



ESCALA 1 : 1