

RESPONSÁVEL:
BRUNO C.

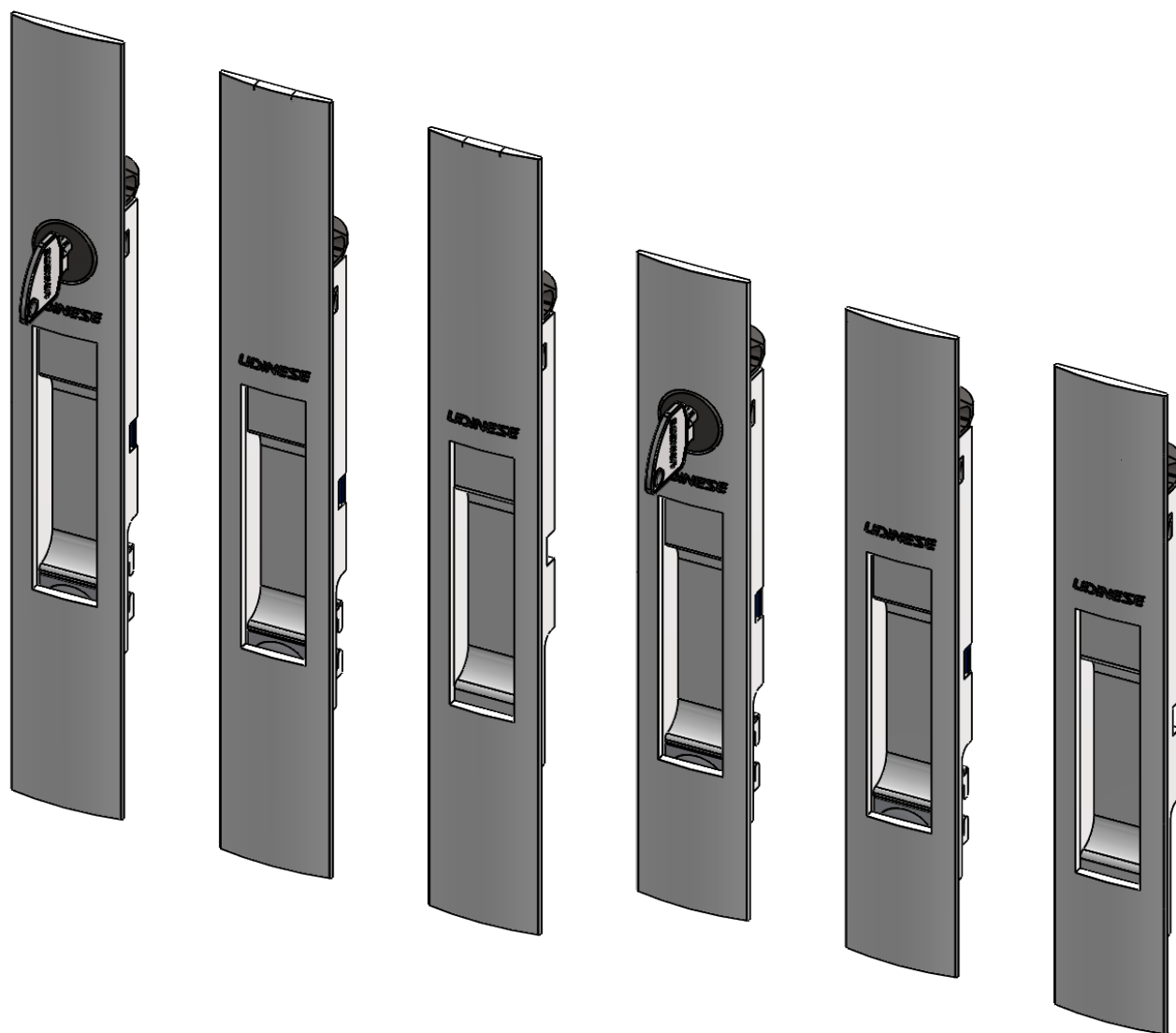
PRODUTO:
FECHOS CONCHA SQUARE

MP / NP:
P 017-15

DESCRIÇÃO / MOTIVO:

A Udinese sempre atenta as necessidades do mercado lança a nova linha de conchas slide semparafuso, trata-se dos modelos Square, aplicável nas mesmas linhas dos modelos atuais.

FECHOS SQUARE



RESPONSÁVEL:
BRUNO C.

PRODUTO:
FECHOS CONCHA SQUARE

MP / NP:
P 017-15

CONCHAS PARA JANELA

CONCHA CEGA SLIDE JANELA SQUARE

CODIFICAÇÃO		
COR	CÓDIGO	CATÁLOGO
BCO	9212230	CONCGSLJSQUASPARFBCO
PRA	9212231	CONCGSLJSQUASPARFPRA
PTF	9212232	CONCGSLJSQUASPARFPTF



FECHO CONCHA SLIDE JANELA SQUARE

FECHO CONCHA SLIDE COM CHAVE JANELA SQUARE

CODIFICAÇÃO		
COR	CÓDIGO	CATÁLOGO
BCO	9212222	CONSLJSQUASPARFBCO
PRA	9212223	CONSLJSQUASPARFPRA
PTF	9212224	CONSLJSQUASPARFPTF



CODIFICAÇÃO		
COR	CÓDIGO	CATÁLOGO
BCO	9212245	CONSLJCSQUASPARFBCO
PRA	9212246	CONSLJCSQUASPARFPRA
PTF	9212247	CONSLJCSQUASPARFPTF



CONCHAS PARA PORTA

CONCHA CEGA SLIDE PORTA SQUARE

CODIFICAÇÃO		
COR	CÓDIGO	CATÁLOGO
BCO	9212234	CONCGSLPSQUASPARFBCO
PRA	9212235	CONCGSLPSQUASPARFPRA
PTF	9212236	CONCGSLPSQUASPARFPTF



FECHO CONCHA SLIDE PORTA SQUARE

FECHO CONCHA SLIDE COM CHAVE PORTA SQUARE

CODIFICAÇÃO		
COR	CÓDIGO	CATÁLOGO
BCO	9212226	CONSLPSQUASPARFBCO
PRA	9212227	CONSLPSQUASPARFPRA
PTF	9212228	CONSLPSQUASPARFPTF



CODIFICAÇÃO		
COR	CÓDIGO	CATÁLOGO
BCO	9212249	CONSLPCSQUASPARFBCO
PRA	9212250	CONSLPCSQUASPARFPRA
PTF	9212251	CONSLPCSQUASPARFPTF



RESPONSÁVEL:
BRUNO C.

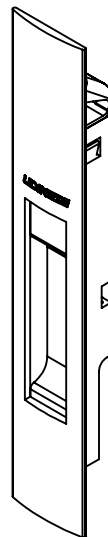
PRODUTO:
FECHOS CONCHA SQUARE

MP / NP:
P 017-15

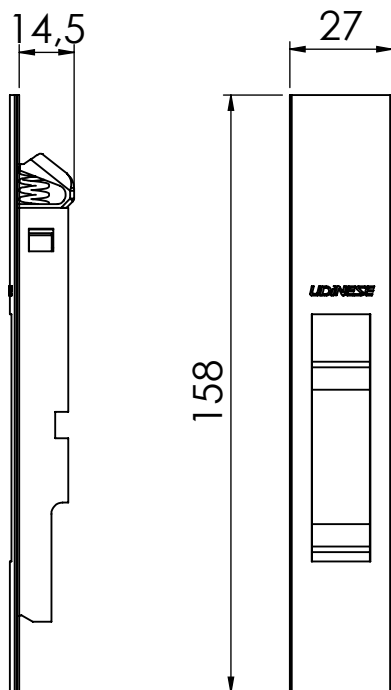
CONCHA CEGA SLIDE JANELA SQUARE

CODIFICAÇÃO		
COMPONENTES	M. PRIMA	QTDE
CONCHA CEGA	ALUMINIO	1

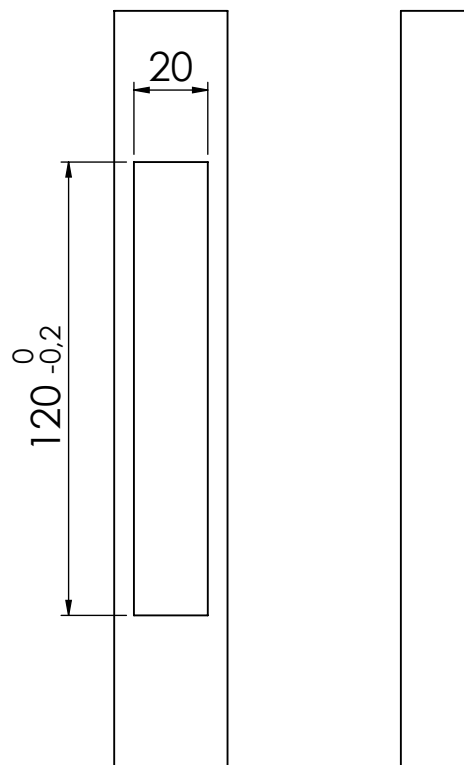
CODIFICAÇÃO		
COR	CÓDIGO	CATÁLOGO
BCO	9212230	CONCGSLJSQUASPARFBCO
PRA	9212231	CONCGSLJSQUASPARFPRA
PTF	9212232	CONCGSLJSQUASPARPPTF



DIMENSÕES



USINAGENS



RESPONSÁVEL:
BRUNO C.

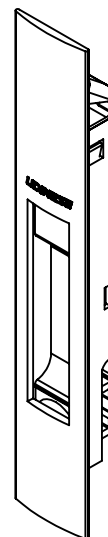
PRODUTO:
FECHOS CONCHA SQUARE

MP / NP:
P 017-15

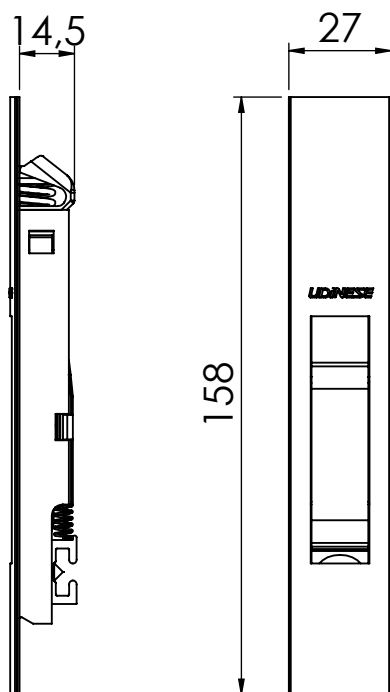
FECHO CONCHA SLIDE JANELA SQUARE

CODIFICAÇÃO		
COMPONENTES	M. PRIMA	QTDE
FECHO CONCHA	ALUMINIO	1

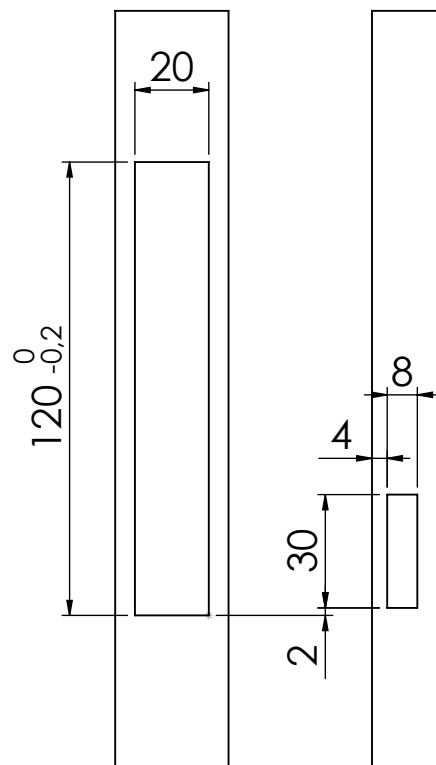
CODIFICAÇÃO		
COR	CÓDIGO	CATÁLOGO
BCO	9212222	CONSLJSQUASPARFBCO
PRA	9212223	CONSLJSQUASPARFPRA
PTF	9212224	CONSLJSQUASPARPFTF



DIMENSÕES



USINAGENS



RESPONSÁVEL:
BRUNO C.

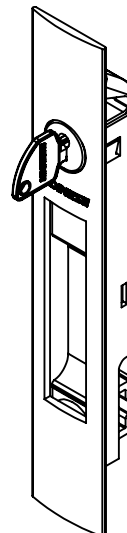
PRODUTO:
FECHOS CONCHA SQUARE

MP / NP:
P 017-15

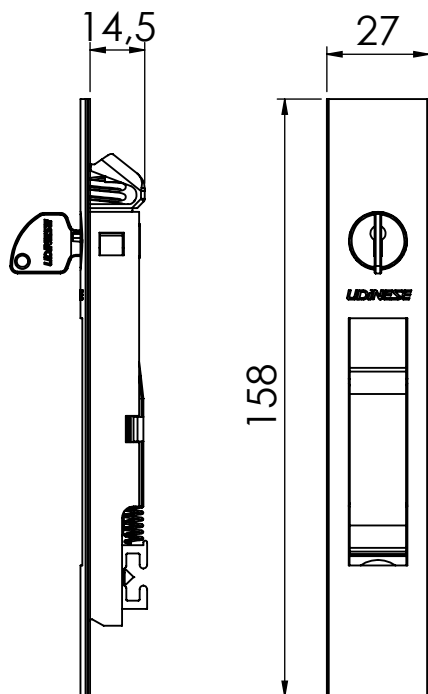
FECHO CONCHA SLIDE COM CHAVE JANELA SQUARE

CODIFICAÇÃO		
COMPONENTES	M. PRIMA	QTDE
FECHO CONCHA	ALUMINIO	1

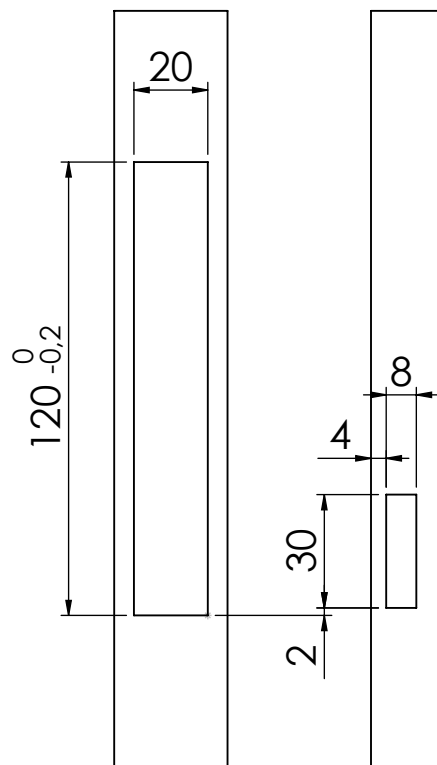
CODIFICAÇÃO		
COR	CÓDIGO	CATÁLOGO
BCO	9212245	CONSLJCSQUASPARFBCO
PRA	9212246	CONSLJCSQUASPARFPRA
PTF	9212247	CONSLJCSQUASPARFPTF



DIMENSÕES



USINAGENS



RESPONSÁVEL:
BRUNO C.

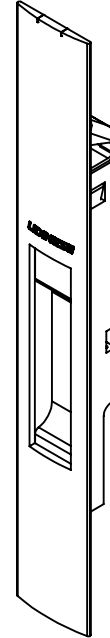
PRODUTO:
FECHOS CONCHA SQUARE

MP / NP:
P 017-15

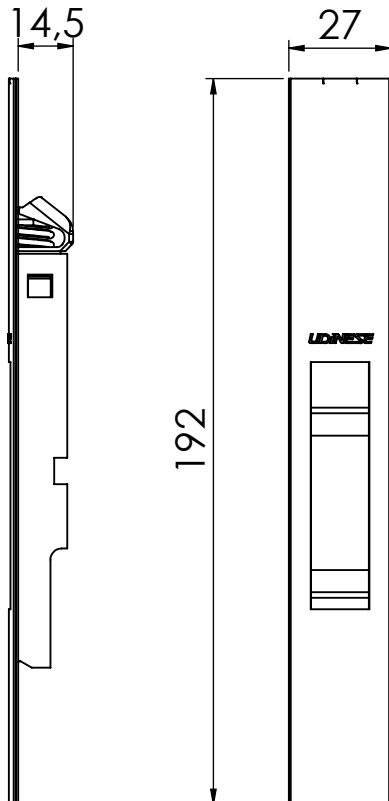
CONCHA CEGA SLIDE PORTA SQUARE

CODIFICAÇÃO		
COMPONENTES	M. PRIMA	QTDE
CONCHA CEGA	ALUMINIO	1

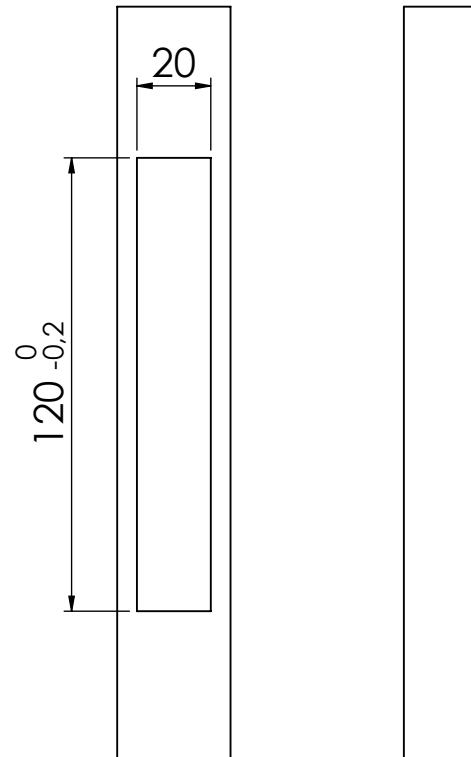
CODIFICAÇÃO		
COR	CÓDIGO	CATÁLOGO
BCO	9212234	CONCGSLPSQUASPARFBC O
PRA	9212235	CONCGSLPSQUASPARFPR A
PTF	9212236	CONCGSLPSQUASPARFPTF



DIMENSÕES



USINAGENS



RESPONSÁVEL:
BRUNO C.

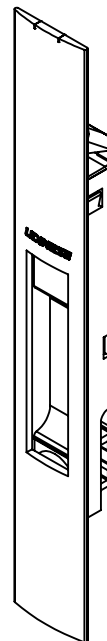
PRODUTO:
FECHOS CONCHA SQUARE

MP / NP:
P 017-15

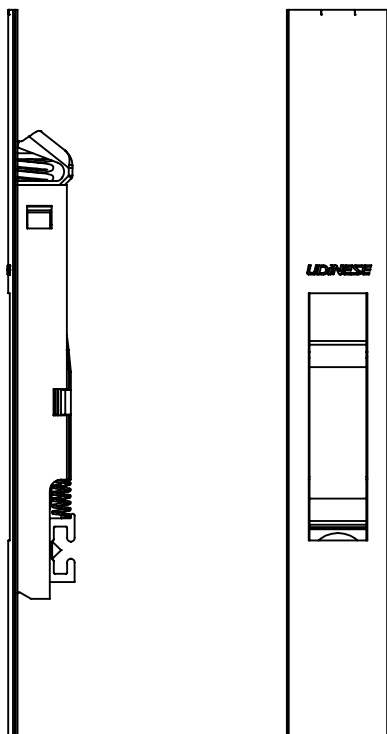
FECHO CONCHA SLIDE PORTA SQUARE

CODIFICAÇÃO		
COMPONENTES	M. PRIMA	QTDE
FECHO CONCHA	ALUMINIO	1

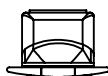
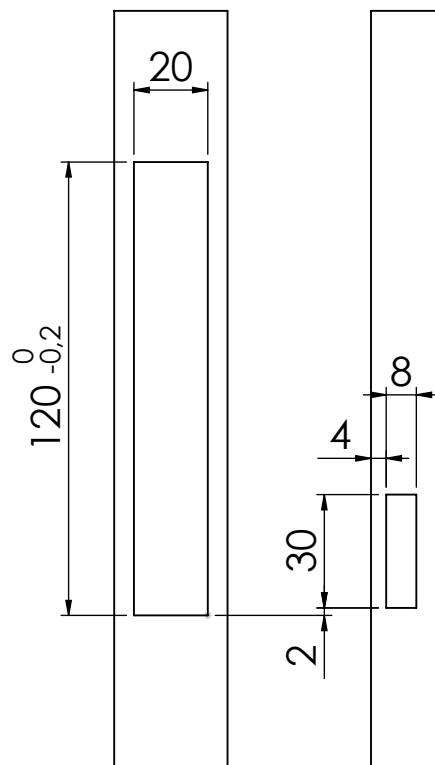
CODIFICAÇÃO		
COR	CÓDIGO	CATÁLOGO
BCO	9212222	CONSLJSQUASPARFBCO
PRA	9212223	CONSLJSQUASPARFPRA
PTF	9212224	CONSLJSQUASPARFPTF



DIMENSÕES



USINAGENS



RESPONSÁVEL:
BRUNO C.

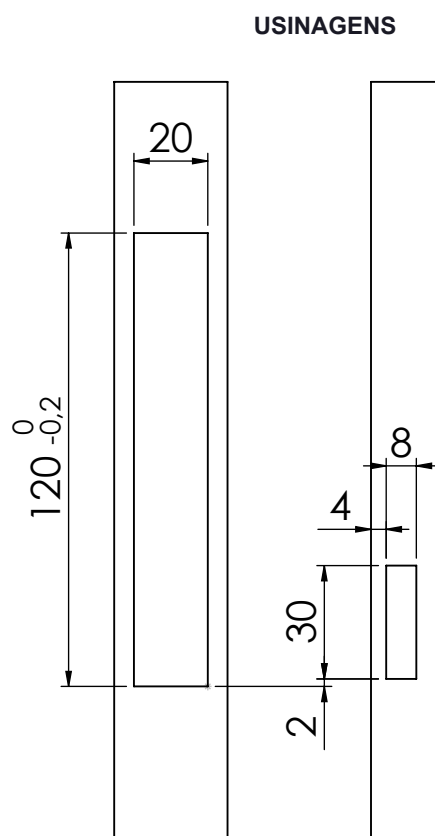
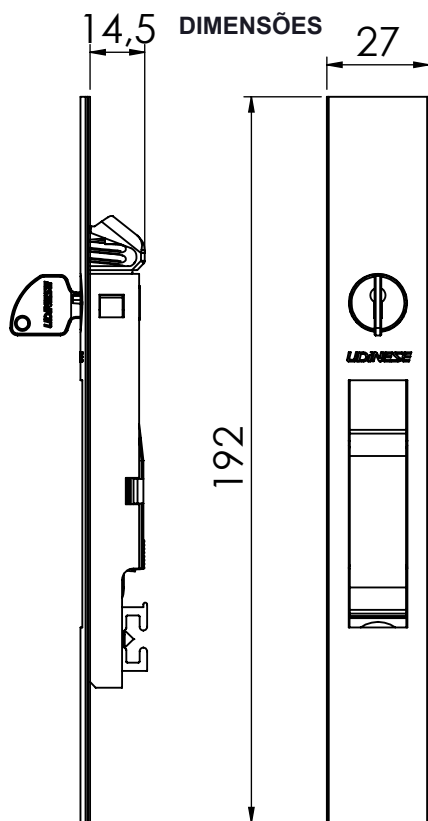
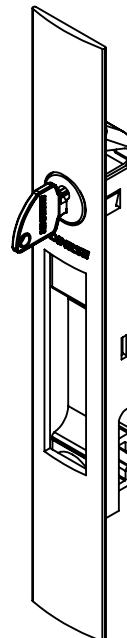
PRODUTO:
FECHOS CONCHA SQUARE

MP / NP:
P 017-15

FECHO CONCHA SLIDE COM CHAVE PORTA SQUARE

CODIFICAÇÃO		
COMPONENTES	M. PRIMA	QTDE
FECHO CONCHA	ALUMINIO	1

CODIFICAÇÃO		
COR	CÓDIGO	CATÁLOGO
BCO	9212245	CONSLJCSQUASPARFBCO
PRA	9212246	CONSLJCSQUASPARFPRA
PTF	9212247	CONSLJCSQUASPARFPTF



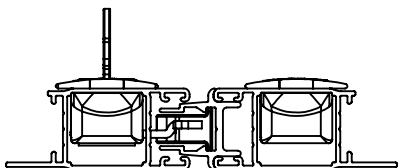
RESPONSÁVEL:
BRUNO C.

PRODUTO:
FECHOS CONCHA SQUARE

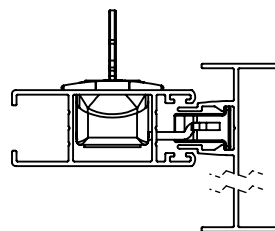
MP / NP:
P 017-15

ASA

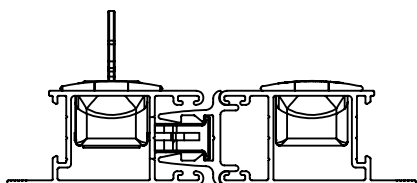
MEGA 20 (CENTRAL)



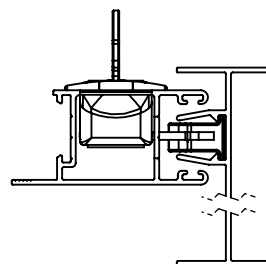
MEGA 20 (LATERAL)



MEGA 25 (CENTRAL)



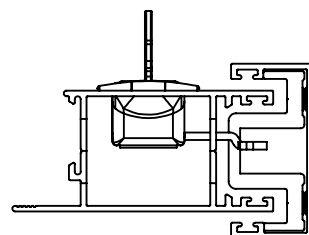
MEGA 25 (LATERAL)



MEGA 32 (CENTRAL)

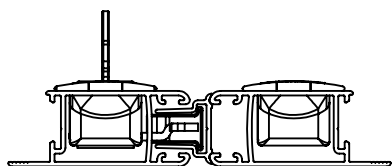
NÃO APLICÁVEL

MEGA 32 (LATERAL)

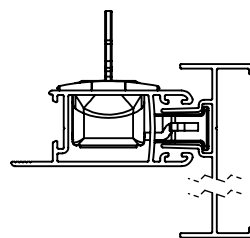


BELMETAL

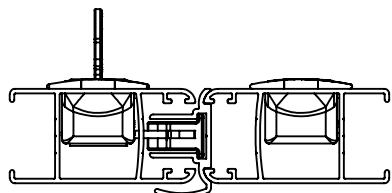
SMART 2.0 (CENTRAL)



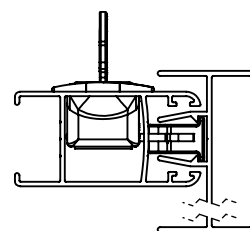
SMART 2.0 (LATERAL)



IMPERIAL 2.5 (CENTRAL)



IMPERIAL 2.5 (LATERAL)

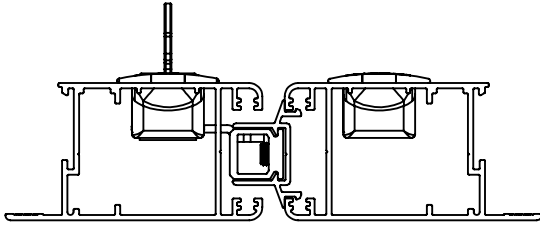


RESPONSÁVEL:
BRUNO C.

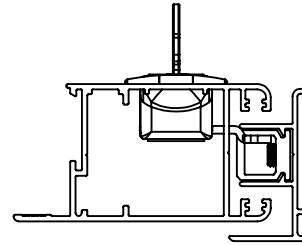
PRODUTO:
FECHOS CONCHA SQUARE

MP / NP:
P 017-15

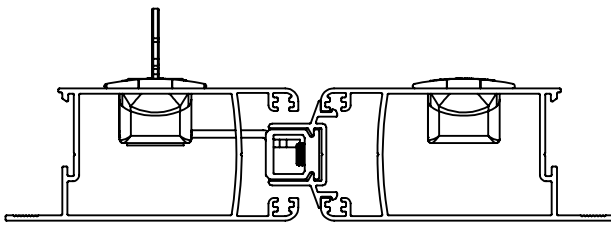
IMPERIAL 3.5 (CENTRAL)



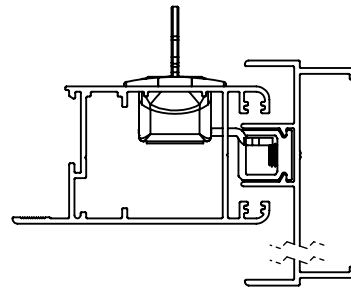
IMPERIAL 3.5 (LATERAL)



IMPERIAL 3.5 SLIM (CENTRAL)

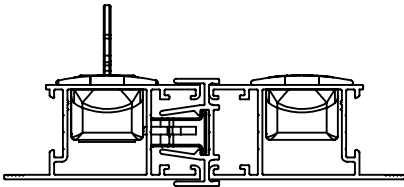


IMPERIAL 3.5 SLIM (LATERAL)

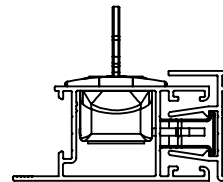


CDA

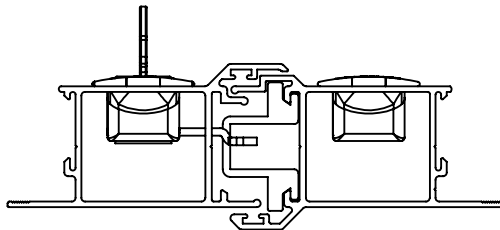
ABSOLUTA (CENTRAL)



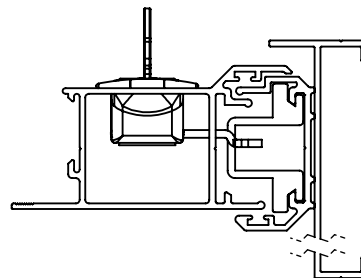
ABSOLUTA (LATERAL)



D'ORO (CENTRAL)

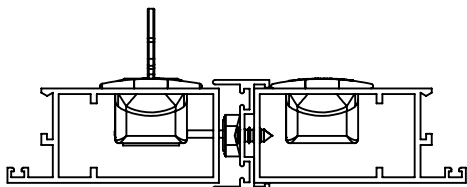


D'ORO (LATERAL)

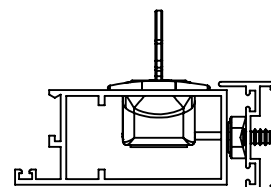


CONVENCIONAL

CONVENCIONAL 25 (CENTRAL)



CONVENCIONAL 25 (LATERAL)

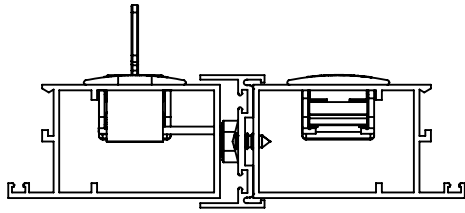


RESPONSÁVEL:
BRUNO C.

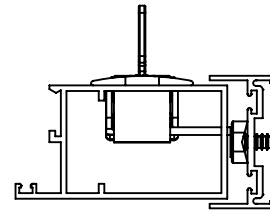
PRODUTO:
FECHOS CONCHA SQUARE

MP / NP:
P 017-15

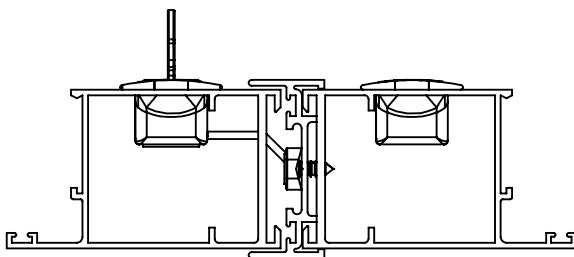
CONVENCIONAL 30 (CENTRAL)



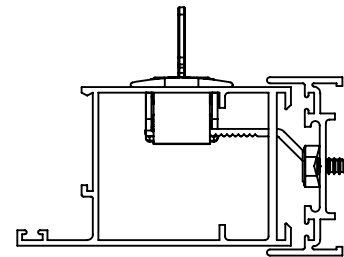
CONVENCIONAL 30 (LATERAL)



CONVENCIONAL 42 (CENTRAL)

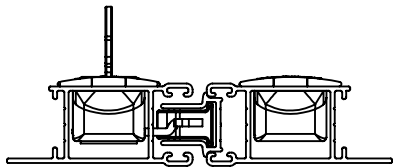


CONVENCIONAL 42 (LATERAL)

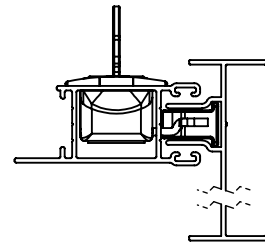


HYDRO

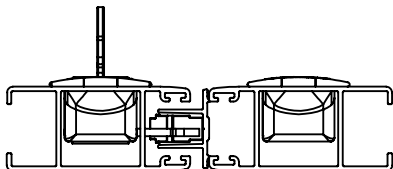
MASTER (CENTRAL)



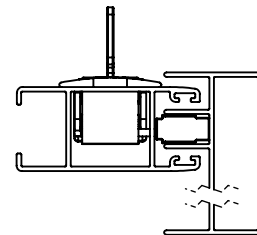
MASTER (LATERAL)




LUNA (CENTRAL)



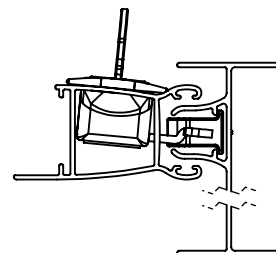
LUNA (LATERAL)



INOVA (CENTRAL)



INOVA (LATERAL)

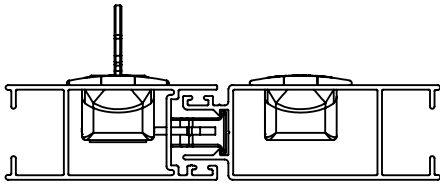


RESPONSÁVEL:
BRUNO C.

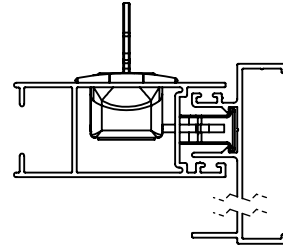
PRODUTO:
FECHOS CONCHA SQUARE

MP / NP:
P 017-15

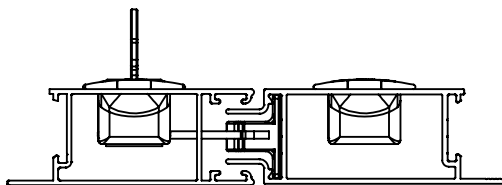
OFFICIAL (CENTRAL)



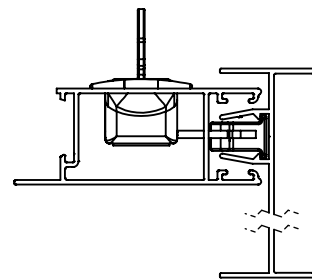
OFFICIAL (LATERAL)



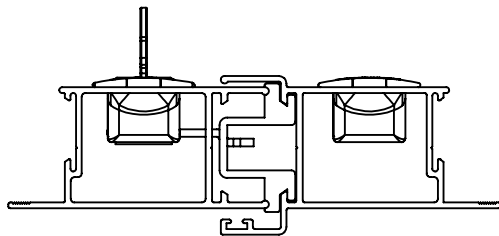
SUPREMA (CENTRAL)



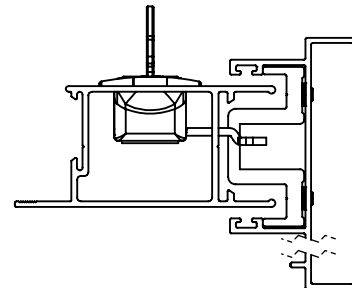
SUPREMA (LATERAL)



GOLD (CENTRAL)

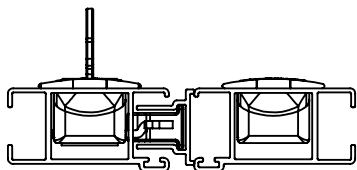


GOLD (LATERAL)

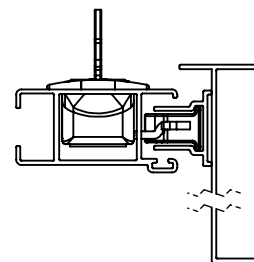


OLGA COLOR

ALUK 2.0 (CENTRAL)



ALUK 2.0 (LATERAL)

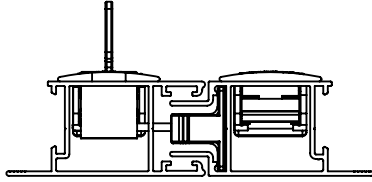


RESPONSÁVEL:
BRUNO C.

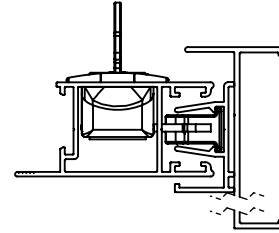
PRODUTO:
FECHOS CONCHA SQUARE

MP / NP:
P 017-15

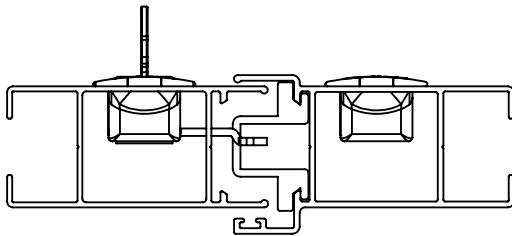
ALUK 2.5 (CENTRAL)



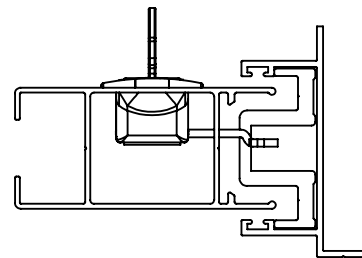
ALUK 2.5 (LATERAL)



ALUK 3.2 (CENTRAL)

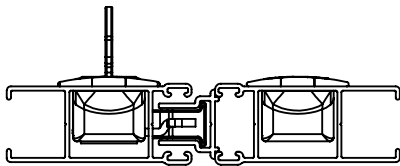


ALUK 3.2 (LATERAL)

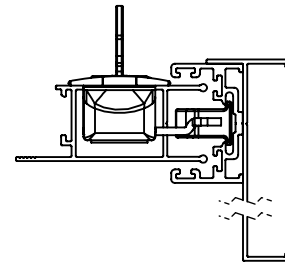


PERFIL

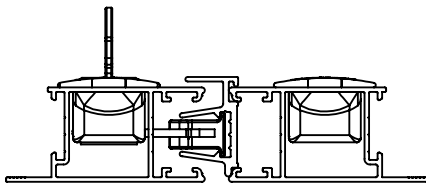
UNNION (CENTRAL)



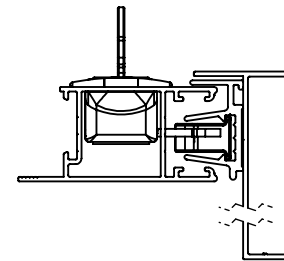
UNNION (LATERAL)



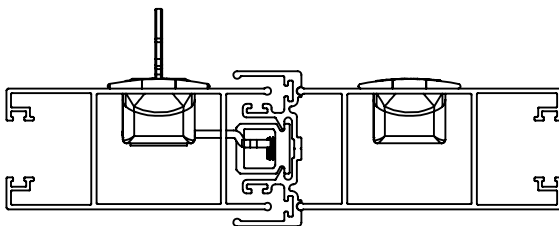
ECOLINE 2.5 (CENTRAL)



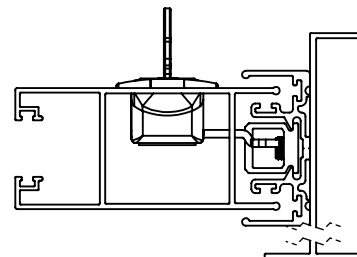
ECOLINE 2.5 (LATERAL)



CHROMA (CENTRAL)



CHROMA (LATERAL)



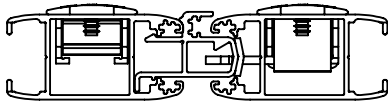
RESPONSÁVEL:
BRUNO C.

PRODUTO:
FECHOS CONCHA SQUARE

MP / NP:
P 017-15

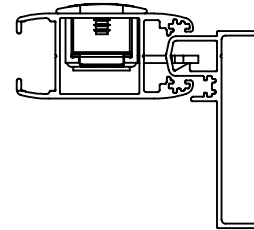
LINHA RENOIR - CDA

RENOIR 2.2 (CENTRAL)

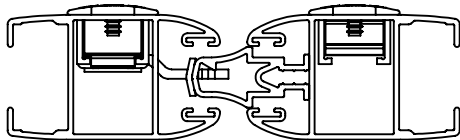


ESCALA 1 : 2

RENOIR 2.2 (LATERAL)



RENOIR 3.3 (CENTRAL)



RENOIR 3.3 (LATERAL)

