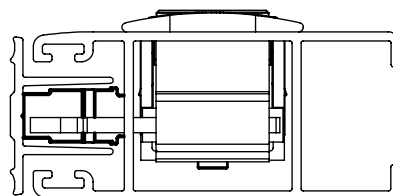


CONTRA FECHO CONCHA DL45

APLICAÇÃO

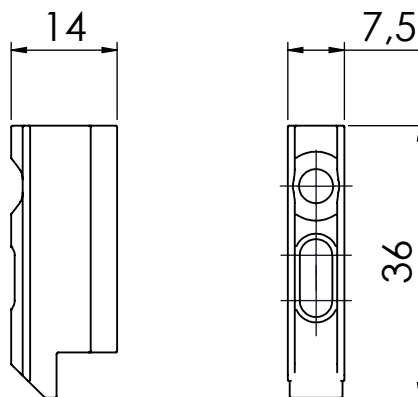


CARACTERÍSTICAS

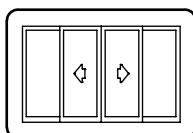
EMBALAGEM		
COMPONENTES	M. PRIMA	QTDE
Contra Fecho DL45	Zamak	10
Parf. A3,9x25 CH/PH	INOX	20

CODIFICAÇÃO		
COR	CÓDIGO	CATÁLOGO
BCO	9210699	CTFDL45BCOE10
NAT	9208105	CTFDL45ZNBE10
PTF	9210700	CTFDL45PTFE10

DIMENSÕES



PORTA DE CORRER
LUNA



UDINESE
ASSA ABLOY