
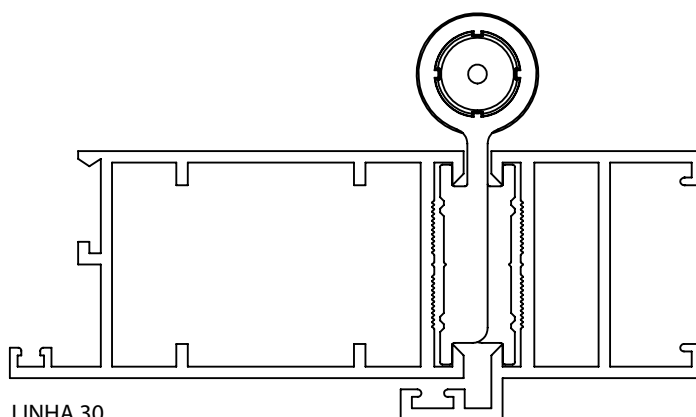


DOBRADIÇA SD323 50 2 ABAS



APLICAÇÃO

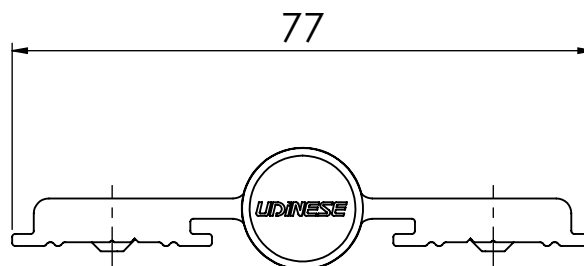


CARACTERÍSTICAS

EMBALAGEM		
COMPONENTES	M. PRIMA	QTDE
ABAS	ALUMÍNIO	6
EIXO	ALUMÍNIO	3
BUCHA	POLÍMERO	6
PARAFUSO	PARF ALLEN S/ CAB M6X7 INOX	12

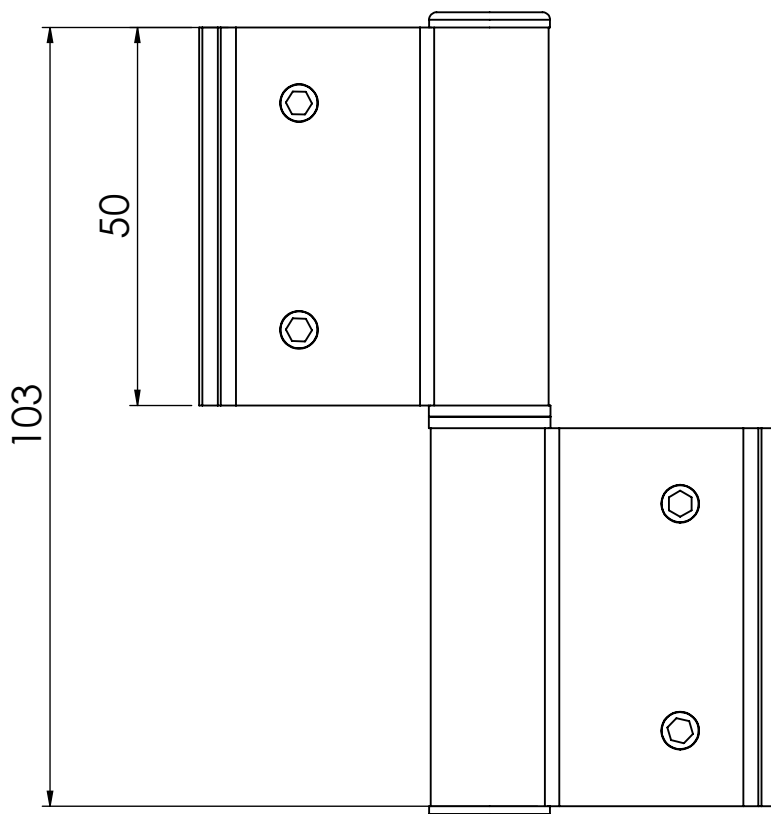
CODIFICAÇÃO		
COR	CÓDIGO	CATÁLOGO
BCO	9302412	DOBSD323502ABCOE3
BP3	9302413	DOBSD323502ABP3E3
PRA	9302414	DOBSD323502APRAE3
PTF	9302415	DOBSD323502APTFE3

DIMENSÕES

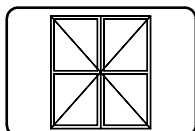


OBSERVAÇÃO

UTILIZAR 3 DOBRADIÇAS POR FOLHA
CARGA MÁXIMA DA FOLHA 30 Kg
E DIMENSÕES 900X2100mm



PORTA DE GIRO
CONVENCIONAL



UDINESE
ASSA ABLOY