
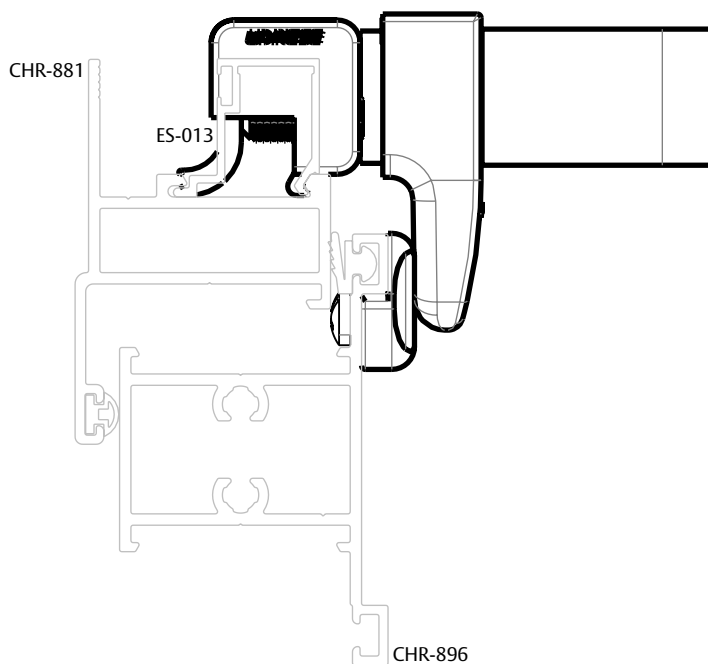


FECHO MAX-AR 735 CHROMA C/ BAG C/CTF



APLICAÇÃO



CARACTERÍSTICAS

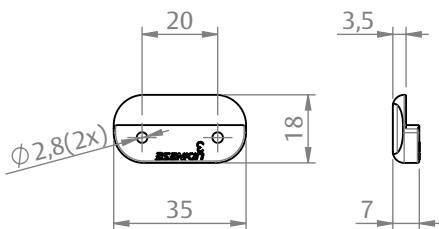
CODIFICAÇÃO			
COR	CÓDIGO	CATÁLOGO	
BCO	9212792	FEC735DCHMABGBCO	DIR
PTF	9212793	FEC735DCHMABGPTF	DIR
BCO	9212794	FEC735ECHMABGBCO	ESQ
PTF	9212795	FEC735ECHMABGPTF	ESQ

OBSERVAÇÕES

COMPOSIÇÃO/CARACTERÍSTICAS:

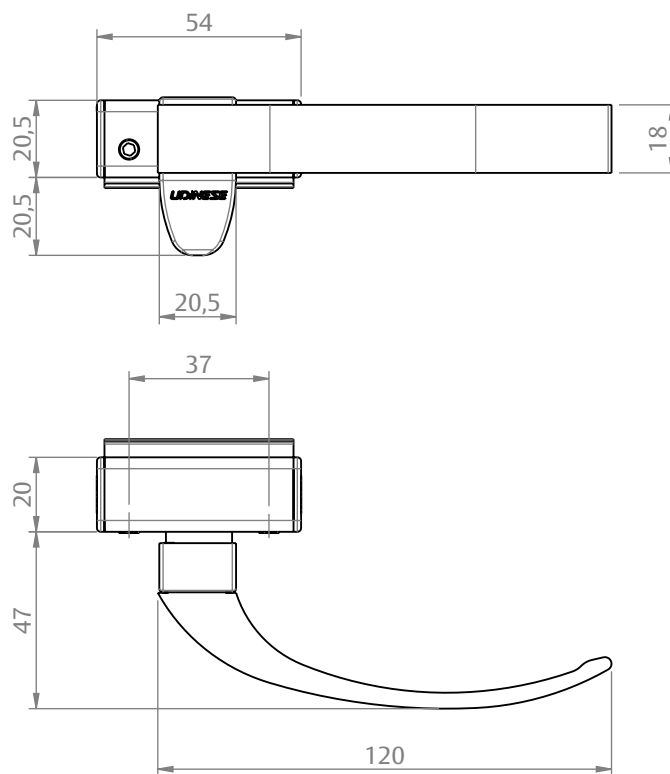
- BASE E MAÇANETA: ALUMÍNIO;
- BICO, CONTRA FECHO E TAMPAS: POLÍMERO;
- ARRUELA E PARAFUSOS: AÇO INOX.

DIMENSÕES CONTRA FECHO



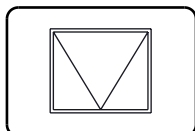
ESCALA 1 : 2

DIMENSÕES FECHO



ESCALA 1 : 2

MAXIM-AR
CHROMA



UDINESE
ASSA ABLOY