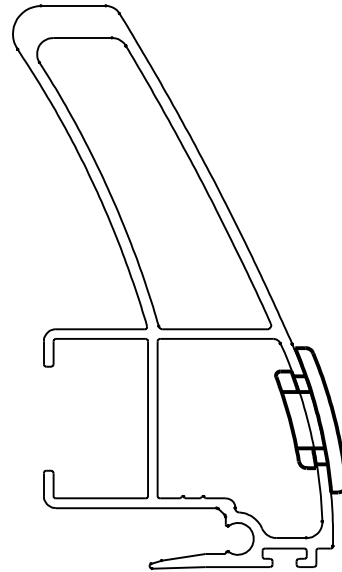


# GUIA GUI302 NY



## Exemplo de aplicação



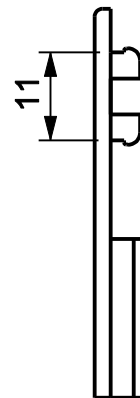
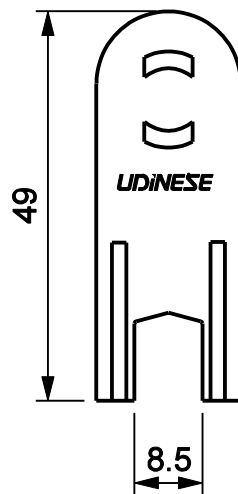
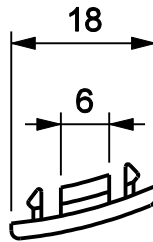
ESCALA 1:1

## Características

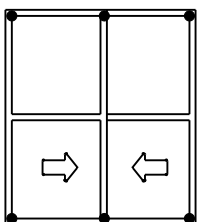
Componentes	Matéria-prima
Guia	Polímero

Embalagem	10 Pares
-----------	----------

Codificação		
Cor	Udinese	Catálogo
BCO	9301067	GUI302MYBCOE10P
PRT	9301051	GUI30NYE10P



ESCALA 1:1



PORTA / JANELA DE CORRER

# LUNA

\*Todas as medidas em mm

## UDINESE

220.25.2