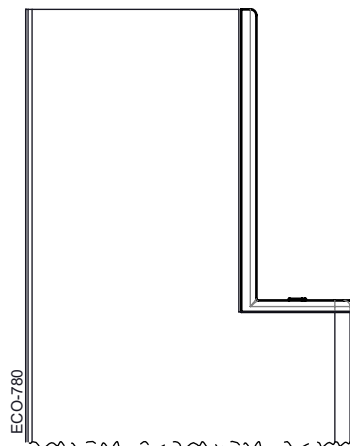


# TAMPA MONTANTE (TAM-780)



## APLICAÇÃO



ESCALA 1:1

## CARACTERÍSTICAS

CODIFICAÇÃO			
COR	CÓDIGO	CATÁLOGO	SISTEMISTA
BCO	9302428	TMMECO780BCOE2	TAM780
PRT	9302429	TMMECO780PRTE2	TAM780

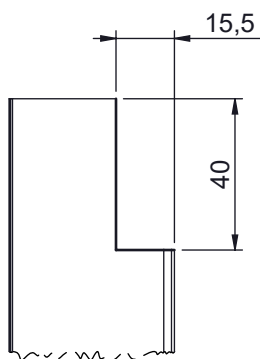
COMPOSIÇÃO/CARACTERÍSTICAS:

- TAMPA: POLÍMERO;

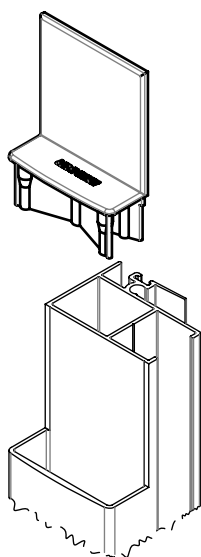
APLICAÇÃO NOS PERFIS:

- ECO-780;

## USINAGEM

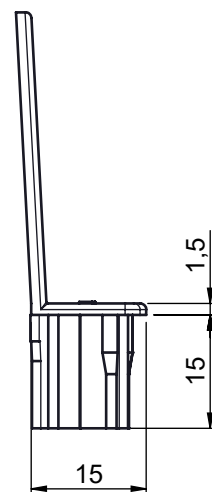
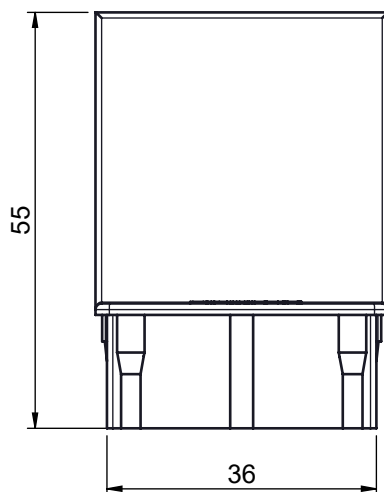


ESCALA 1:2




SEM ESCALA

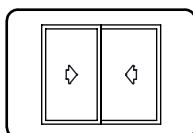
## DIMENSÕES



ESCALA 1:1



PORTA E JANELA  
DE CORRER  
UNNION



**UDINESE**  
**ASSA ABLOY**

Reservamos o direito de alterações sem aviso prévio. Todas as medidas em mm.