
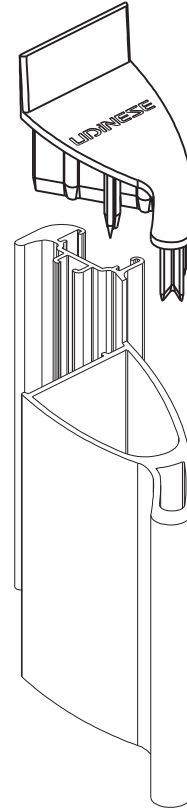


TAMPA MONTANTE BI-TUBULAR CENTRAL ELG 300



Aplicação



sem escala

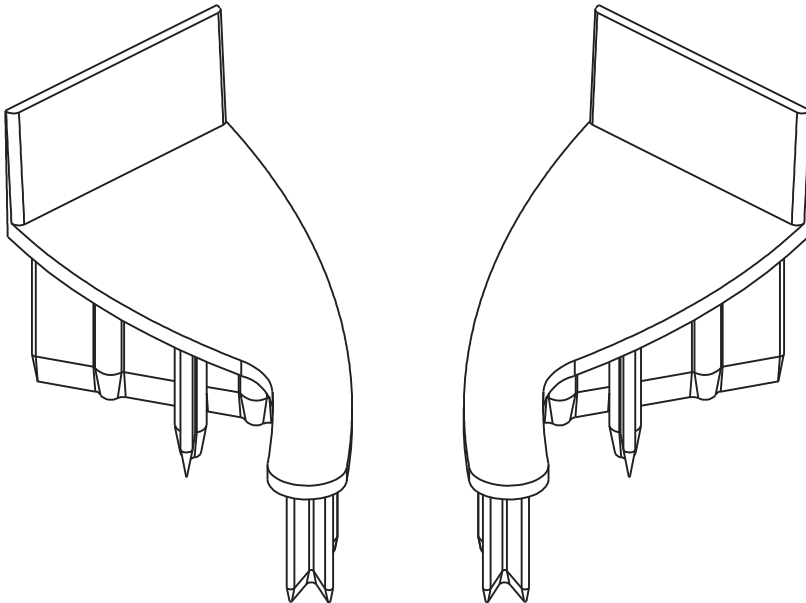
Características

| Componentes | Matéria-prima |
|----------------|---------------|
| Tampa Montante | Polímero |

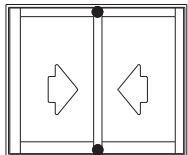
| Embalagem | 1 par |
|-----------|-------|
|-----------|-------|

| Codificação | | | |
|-------------|---------|----------------------|----------------|
| Cor | Udinese | Catálogo Udinese | Catálogo Hydro |
| PRT | 9302137 | TAMBTCELG300NYPRT1PA | P030072 |
| BCO | 9302138 | TAMBTCELG300NYBCO1PA | P030071 |

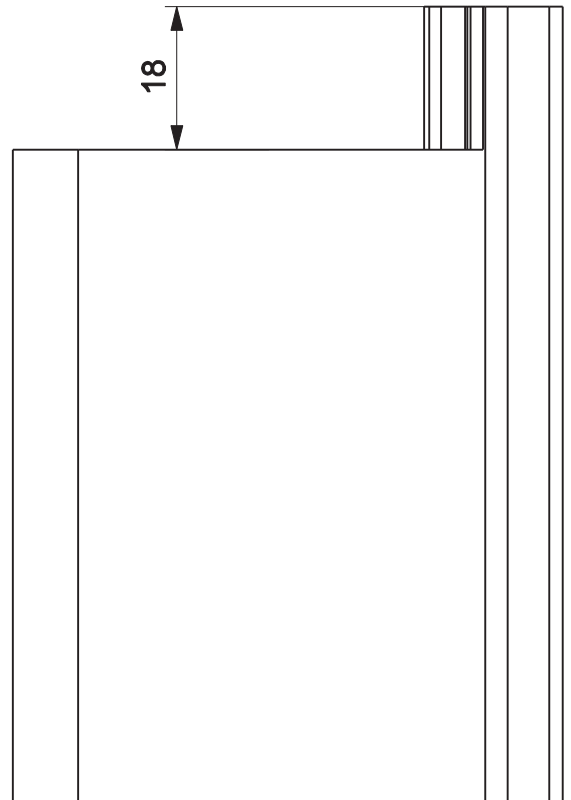
Produto



Escala 1:1



Usinagem



Escala 1:1

**JANELA DE CORRER
ELEGANCE**

UDINESE